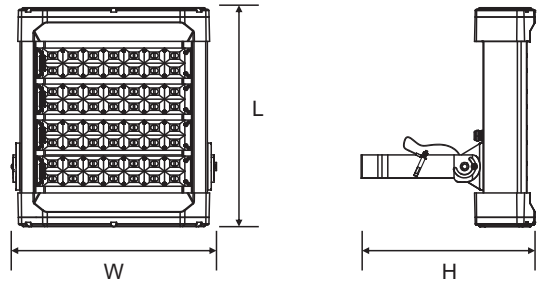


ARTEMIS series floodlight light installation instruction

Note: The product pictures in the manual take FL2F3004Artemis series floodlight light for example.

Product Dimension				
Product name	Model No.	L	W	H
ARTEMIS	FL2F3001	229	330	259
	FL2F3002	253	330	259
	FL2F3003	315	330	259
	FL2F3004	377	330	259
	FL2F3005	439	330	259
	FL2F3006	501	330	259
	FL2F3007	563	330	259
	FL2F3008	625	330	259

unit: mm



Mounting height $\geq 8m$, the maximum projection area of undergoing wind: $L(m) \times W(m) \times 0.5$

Warning: Luminaire can not be directly installed on the surface of ordinary flammable material in any circumstance.

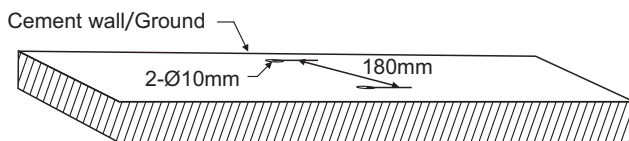
Warning: If outer flexible cable or cord of luminaire are damaged, only manufacturer, its agent or eligible people can replace them to avoid accident.



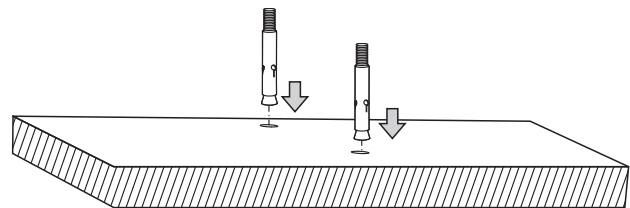
Installation Instruction

- 1 Drill 2 holes in the cement wall/ground with electrical drill. Spacing: 180mm.

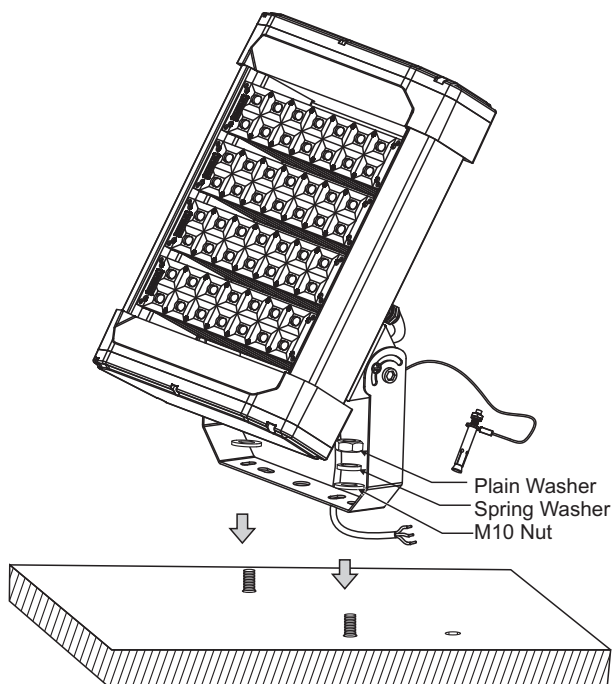
The length of M10 expansion screw and the depth of the hole should be 60mm or more than 60 mm.



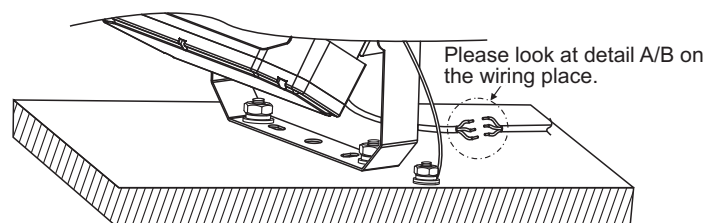
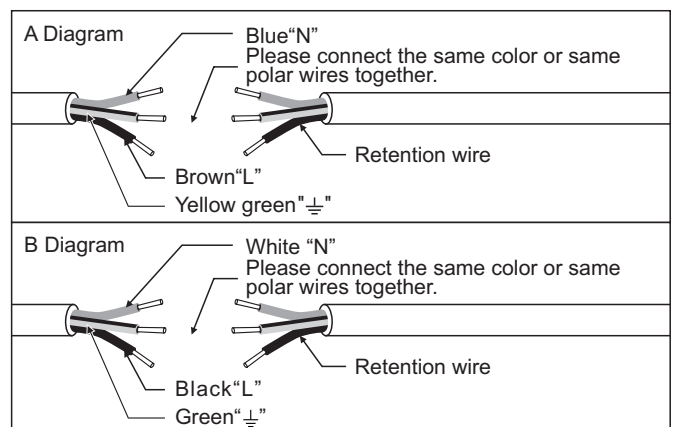
- 2 Tap the M10 screws into the holes as the sketch shows.



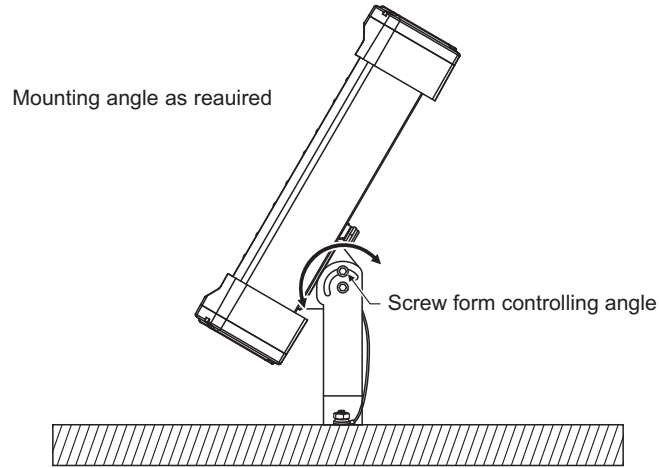
- 3 Lock mounting bracket into the cement wall/ground with plain washer, spring washer and M10 nut. Figure in the mounting surface drilling a M6 hole depth $\geq 50mm$ (expansion screw specifications M6x50mmL), the steel wire rope is fixed on the drilling well. M6 hole by expansion screws M6.



- 4 Connect the power wire and make insulation and water-proof processing. Please look at detail A/B at the wiring place. (please connect wires as per appropriate color of power cords as shown in A/B diagram.)



- 5 Loosen screws of lamp arm with spanner to adjust lamp body until the beam angle meet with customer's requirement, then lock the screws with spanner.



Technical Parameters

Product Specification	FL2F3001	FL2F3002	FL2F3003	FL2F3004	FL2F3005	FL2F3006
Input Voltage	120V-277V~	120V-277V~	120V-277V~	120V-277V~	120V-277V~	120V-277V~
Power Supply Frequency	50/60Hz	50/60Hz	50/60Hz	50/60Hz	50/60Hz	50/60Hz
Power Rating						

Product Specification	FL2F3007	FL2F3008				
Input Voltage	120V-277V~	120V-277V~				
Power Supply Frequency	50/60Hz	50/60Hz				
Power Rating						